

# COMMON INTERVENTION DETAILS

Reading, Math, & Behavior Intervention  
Programs, Strategies, and Data

1

## COMMON READING INTERVENTIONS

- Literacy practices found on What Works Clearinghouse or Best Evidence Encyclopedia
- Orton-Gillingham (teaching approach)
- Small group direct instruction
- Leveled Literacy Intervention (Fountas & Pinnell)
- Peer Assisted Learning Strategies (Fuchs & Fuchs)
- Press (Minnesota Center for Reading Research)
- Read 180 (Houghton Mifflin Harcourt)
- Read Naturally (Dupuis, University of Minnesota's Center for Applied Research and Educational Improvement)
- Reading Corps: Literacy Collaborative
- Repeated Reading (teaching practice)
- Stepping Stones to Literacy (Sopris West)
- Sonday (Winsor Learning)
- System 44 (Houghton Mifflin Harcourt)

2

## READING ASSESSMENTS

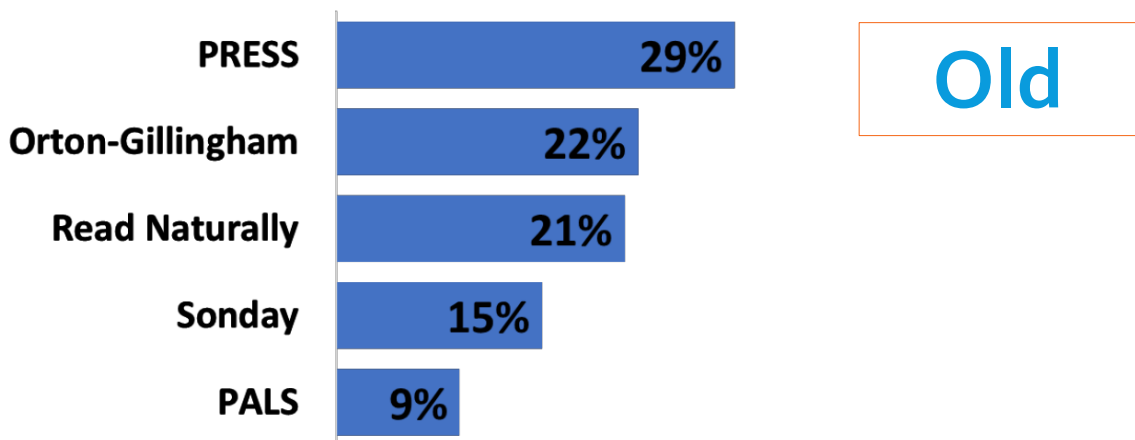
### Screening

- earlyReading
- CBMreading
- aReading

### Progress Monitoring

- earlyReading Subtests
- CBMreading
- COMPeEfficiency

3



## Top Reading Interventions and Practices Used (19-20)

% of reading schools implementing

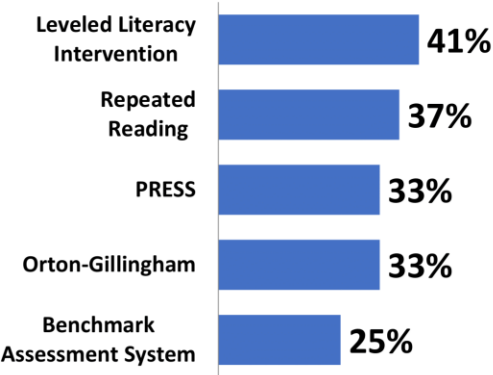
4

# End of Year Reports 2

New

Sample data from 2022-2023 EOY reports

What **READING** interventions were implemented?



5

Figure 5. Frequency of intervention in days per week

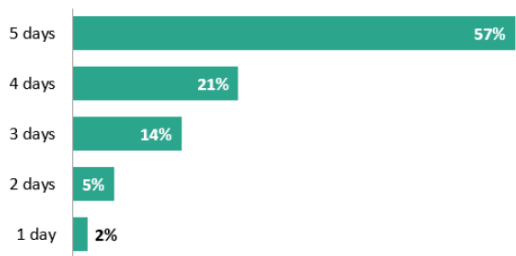
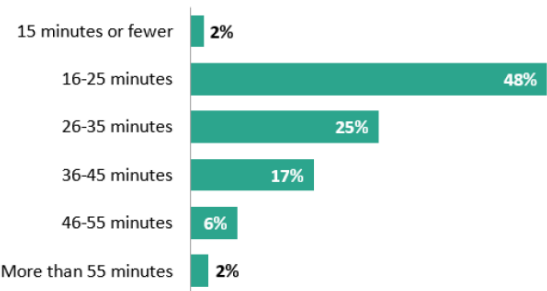


Figure 6. Duration of intervention in minutes



Frequency and Duration of Reading Interventions (20-21)

6

## COMMON MATH INTERVENTIONS

- Small group direct instruction
- Number Sense (Burns, Math Solutions)
- Study Island (Edmentum)
- Peer Assisted Learning Strategies (PALS) (Fuchs & Fuchs, Vanderbilt University)
- Do the Math (Houghton Mifflin Harcourt)
- Math 180 (Houghton Mifflin Harcourt)
- Math Expressions (Houghton Mifflin Harcourt)
- Saxon Math (Houghton Mifflin Harcourt)
- SpringMath (Sourcewell)
- IXL Math (IXL Learning)
- Math Navigator (Pearson)
- Accelerated Math (Renaissance)
- Rocket Math
- Everyday Math Toolkit (University of Chicago School Mathematics Project)
- Math Recovery (US Math Recovery Council)

7

## MATH ASSESSMENTS

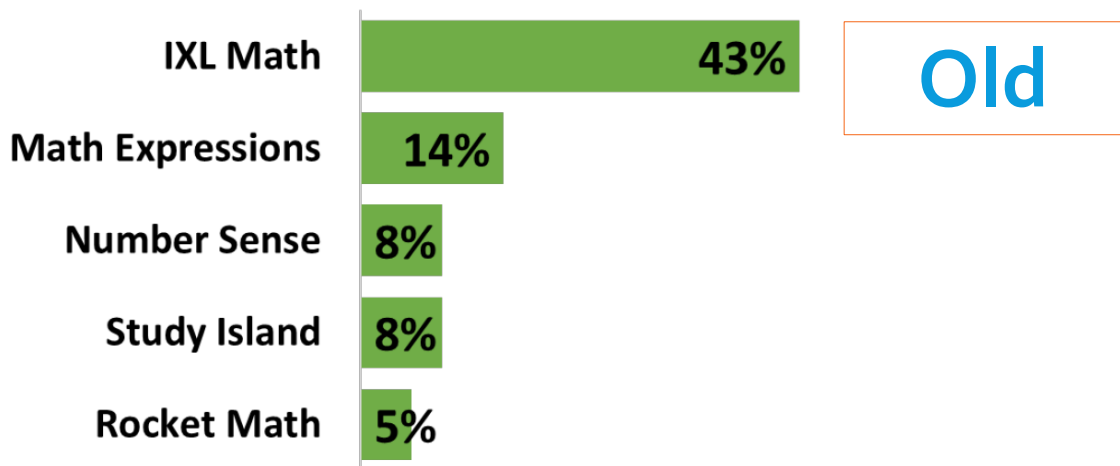
### Screening

- earlyMath
- CBMmath Automaticity
- aMath

### Progress Monitoring

- earlyMath Subtests
- CBMmath Automaticity
- CBMmath CAP

8



## Top Math Interventions and Practices Used (19-20)

% of math schools implementing

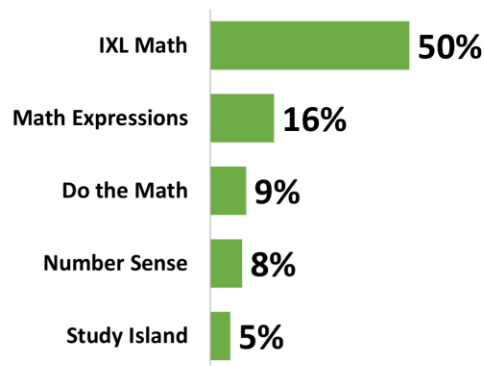
9

## End of Year Reports 3

**New**

Sample data from 2022-2023 EOY reports

What **MATH** interventions were implemented?



10

Figure 10. Frequency of intervention in days per week

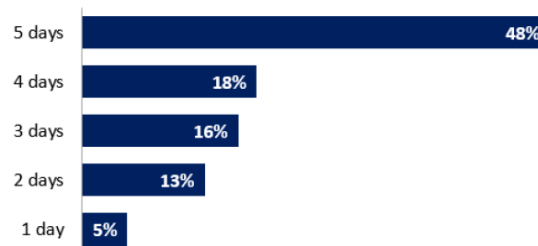
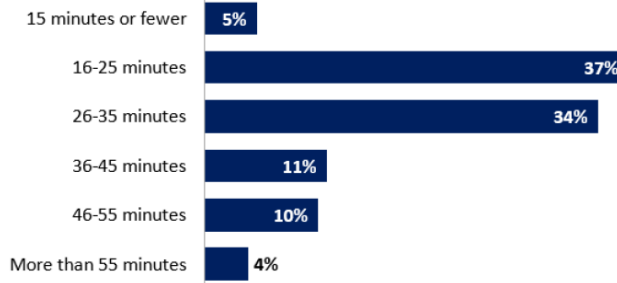


Figure 11. Duration of intervention in minutes



## Frequency and Duration of Math Interventions (20-21)

11

## COMMON BEHAVIOR INTERVENTIONS

- Small Group Direct Instruction
- Social Skills Instruction
- Teach executive function skills
- Check and Connect
- Check-In, Check-Out
- Committee for Children: Second step
- Homework, Organization, and Planning Skills (HOPS)
- Zones of regulation

12

## BEHAVIOR ASSESSMENTS

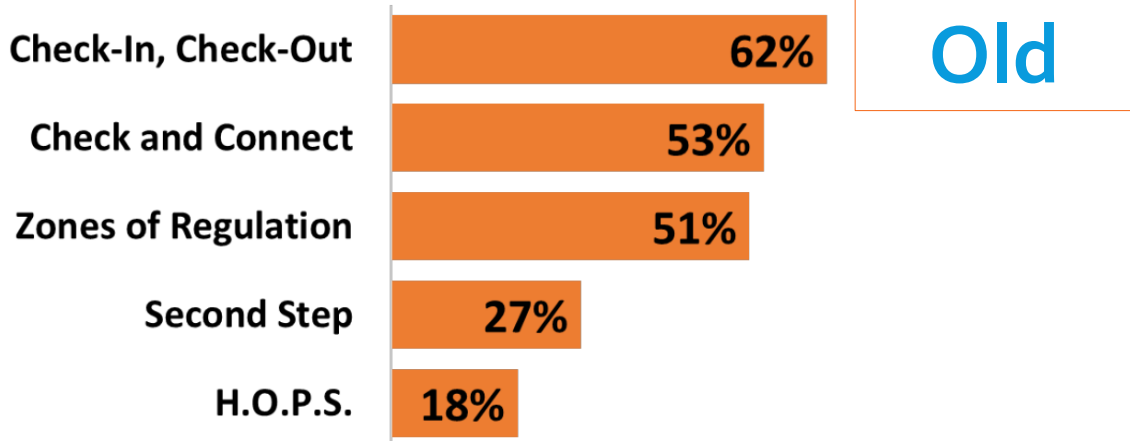
### Screening

- Track referrals and attendance, grades, teacher observations
- Code of conduct rubric
- Student Risk Screening Scale (SRSS)
- Formative Assessment System for Teachers - Social, Academic, and Emotional Behavior Risk Screener (FAST – SAEBRs)
- Review of Office Discipline Referrals (ODR's)
- Devereaux Student Strengths Assessment (DESSA)
- Social Skills Inventory System (SSIS)
- Strengths and Difficulties Questionnaire (SDQ)
- School Wide Information System (SWIS)

### Progress Monitoring

- Office Referrals
- Direct Behavior Ratings (DBR)
- Student Risk Screening Scale (SRSS)
- Student Information Systems Software (SISS)
- Formative Assessment System for Teachers - Social, Academic, and Emotional Behavior Risk Screener (SAEBRS - FAST)
- Academic problems and referrals
- Attendance
- School Wide Information System (SWIS)
- Office Discipline Referrals (ODR)
- Positive Behavior Interventions System (PBIS)
- Check in Check out data
- Teacher surveys

13



## Top Behavior Interventions and Practices Used (19-20)

% of behavior schools implementing

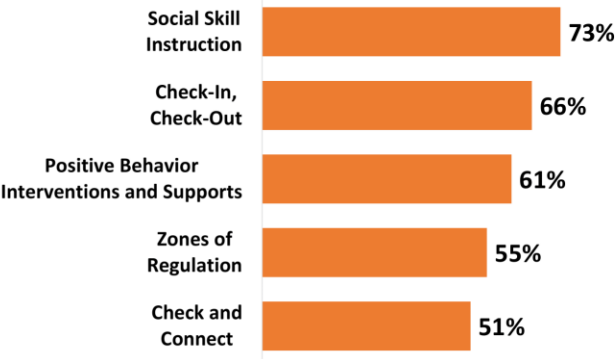
14

# End of Year Reports 4

New

Sample data from 2022-2023 EOY reports

What **BEHAVIOR** interventions were implemented?



15

Figure 15. Frequency of intervention in days per week

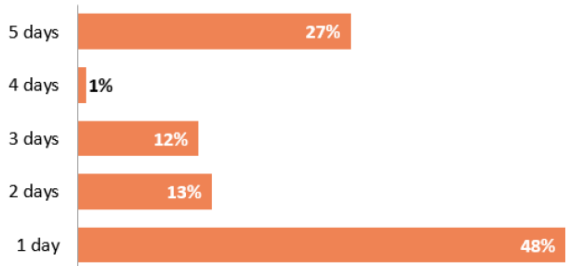
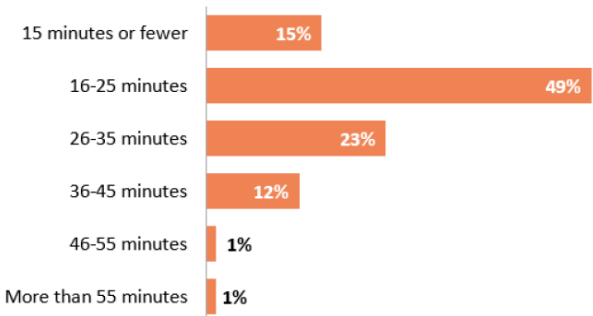


Figure 16. Duration of intervention in minutes



Frequency and Duration of Behavior Interventions (20-21)

16